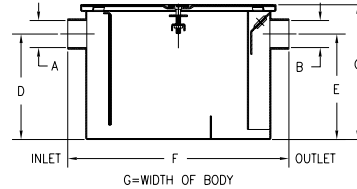


INTERCEPTORS

INTERCEPTORS

GREASE INTERCEPTOR

- Recommended for removing and retaining grease from wastewater in kitchen and restaurant areas where food is prepared.
- Grease trap is corrosion-resistant coated fabricated steel with no-hub connections, slip-resistant cover, flow diffusing baffle, integral trap, and external vented inlet flow control device.
- Grease trap is furnished with no-hub inlet and outlet as standard connections. IP connections are available upon request.
- Inlet and outlet sizes shown indicate standard operating sizes and flow control settings. The -20 and -25 can be reduced to 2" and the -35 and -50 can be reduced to 3". If changed, flow control must be adjusted accordingly.
- 3/8" Allen bolt lift handle assembly.
- Gasket for Trap – Order GT2700-Cover-Gasket



Sizes 20-50

Model Number	Flow Rate G.P.M. / [L/M]	Grease Capacity Lbs. / [Kg]	Dimensions in Inches [mm]							Water Capacity Gal. [L]	Weight Lbs. [Kg]
			A	B	C	D/E	F	G	H		
GT2700-04	4 [15]	8 [4]	2" [51]	2" [51]	10" [254]	7-1/4" [184]	15-7/8" [403]	9-7/8" [251]	2-3/4" [70]	4 [15]	23 [10]
GT2700-07	7 [26]	14 [6]	2" [51]	2" [51]	11-1/8" [283]	8-1/8" [206]	17-1/4" [438]	11-7/8" [302]	3" [76]	6 [23]	28 [13]
GT2700-10	10 [38]	20 [9]	2" [51]	2" [51]	11-3/4" [298]	8-1/4" [210]	19-1/4" [489]	14" [356]	3-1/2" [89]	8 [30]	34 [15]
GT2700-15	15 [57]	30 [14]	2" [51]	2" [51]	13-3/8" [340]	9-3/8" [238]	21-1/4" [540]	16-3/4" [425]	4" [102]	13 [49]	43 [20]
GT2700-20	20 [76]	40 [18]	3" [76]	3" [76]	15" [381]	11-3/4" [298]	24-1/8" [613]	17-1/4" [438]	3-1/4" [83]	18 [68]	65 [29]
GT2700-25	25 [95]	50 [23]	3" [76]	3" [76]	17" [432]	12-1/2" [318]	26-1/8" [664]	19-7/8" [505]	4-1/2" [114]	24 [91]	70 [32]
GT2700-35	35 [132]	70 [32]	4" [102]	4" [102]	18-3/4" [476]	14-1/4" [362]	28" [711]	22-1/2" [572]	4-1/2" [114]	33 [125]	90 [41]
GT2700-50	50 [189]	100 [45]	4" [102]	4" [102]	21-1/2" [546]	16" [406]	29-7/8" [759]	24-1/2" [622]	5-1/2" [140]	44 [167]	106 [48]
GT2700-75	75 [284]	150 [68]	4" [102]	4" [102]	22-3/4" [578]	18-1/2" [470]	36" [914]	28-5/8" [727]	4-1/4" [108]	65 [240]	316 [143]
GT2700-100	100 [374]	200 [91]	4" [102]	4" [102]	27" [686]	23" [584]	42-3/4" [1086]	33-5/8" [854]	4" [102]	110 [416]	408 [185]

Note: For sizing method, visit www.zurn.com.

Grease Trap Extensions – 6"

- Available in standard 6" increments.
- Ability to use more than one (stackable).
- Special size extensions are available on a made-to-order basis.



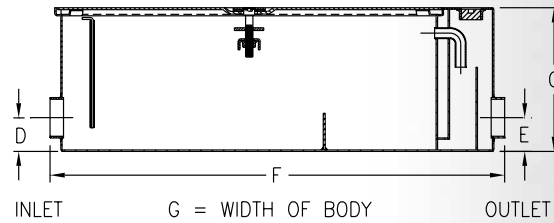
GT2700-Cover-Gasket

Model Number	Weight - Lbs. [Kg]
JP2700-04-6-EXT	11 [5]
JP2700-07-6-EXT	13 [6]
JP2700-10-6-EXT	15 [7]
JP2700-15-6-EXT	17 [8]
JP2700-20-6-EXT	19 [9]
JP2700-25-6-EXT	21 [10]
JP2700-35-6-EXT	23 [10]
JP2700-50-6-EXT	25 [11]
JP2700-75-6-EXT	27 [12]
JP2700-100-6-EXT	30 [14]

Note: For sizing method, visit www.zurn.com.

LOW PROFILE GREASE INTERCEPTOR

- Recommended for removing and retaining grease from wastewater in kitchen and restaurant areas where food is prepared.
- Designed to be installed under the sink or in an area where space is limited.
- Grease trap is corrosion-resistant coated fabricated steel with no-hub connections, flow diffusing baffle, integral trap, and vented inlet flow control device.



Model Number	Flow Rate G.P.M. / [L/M]	Grease Capacity Lbs./[kg]	Dimensions in Inches [mm]							Water Capacity Gal. [L]	Weight Lbs. [Kg]
			A	B	C	D	E	F	G		
GT2701-20	20 [76]	40 [18]	3" [76]	3" [76]	10" [254]	3-1/8" [79]	3-1/8" [79]	31" [787]	21-1/8" [537]	15 [57]	102 [46]
GT2701-35	35 [132]	70 [32]	4" [102]	4" [102]	10-3/4" [273]	3-1/8" [79]	3-1/8" [79]	42-1/8" [1070]	29-3/8" [746]	30 [116]	172 [78]
GT2701-50	50 [189]	100 [45]	4" [102]	4" [102]	16" [406]	10" [254]	10" [254]	49-1/2" [1257]	29-3/8" [746]	45 [170]	210 [95]

Note: For sizing method, visit www.zurn.com.



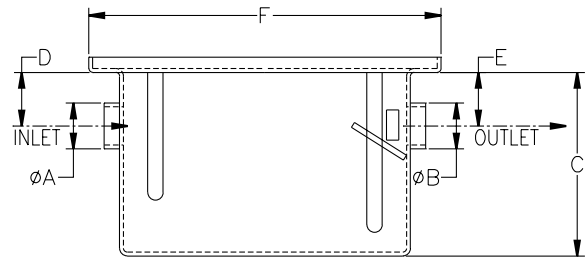
INTERCEPTORS

POLYETHYLENE GREASE INTERCEPTOR

- Recommended for removing and retaining grease from wastewater in kitchen and restaurant areas where food is prepared.
- Constructed of non-corrosive polyethylene, the interceptor handles continuous temperatures to 212°.
- Trap is furnished with NPT connections, removable flow diffusing baffles, and external vented flow control device.
- For underground applications, concrete wall recommended.



Product No.	'A' and 'B' Connections
GT2702-04	2" Female NPT
GT2702-07	2" Female NPT
GT2702-10	2" Female NPT
GT2702-15	2" Female NPT
GT2702-20	2" Female NPT
GT2702-25	3" Female NPT
GT2702-35	3" Female NPT
GT2702-50	3" Female NPT



G = WIDTH OF BODY

Model Number	Flow Rate G.P.M. / [L/M]	Grease Capacity Lbs. / [kg]	Approx. Wt. Lbs. / [kg]	Dimensions in Inches [mm]				
				C	D	E	F	G
GT2702-04	4 [15]	8 [4]	10 [5]	9-1/2" [241]	2" [51]	2" [51]	15" [381]	10" [254]
GT2702-07	7 [26]	14 [6]	15 [7]	11" [279]	3-1/4" [83]	3-1/4" [83]	20" [508]	14-1/2" [368]
GT2702-10	10 [38]	20 [9]	18 [8]	12" [305]	3-1/2" [89]	3-1/2" [89]	23" [584]	14-1/2" [368]
GT2702-15	15 [57]	30 [14]	25 [11]	13" [330]	3-1/2" [89]	3-1/2" [89]	23" [584]	19-1/2" [495]
GT2702-20	20 [76]	40 [18]	30 [14]	14" [356]	3-1/2" [89]	3-1/2" [89]	29" [737]	19-1/2" [495]
GT2702-25	25 [95]	50 [23]	35 [16]	17" [432]	4" [102]	4" [102]	32-1/2" [826]	19-1/2" [495]
GT2702-35	35 [132]	70 [32]	40 [18]	18" [457]	4" [102]	4" [102]	32-1/2" [826]	22" [559]
GT2702-50	50 [189]	100 [45]	50 [23]	18" [457]	4" [102]	4" [102]	37" [940]	25" [635]

Note: For sizing method, visit www.zurn.com.

